



EDDYCHEK[®] S

Versatile yet economical eddy current testing

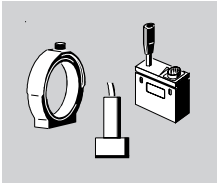
In today's highly competitive markets, eddy current testing has become a standard in assuring high quality products. At a very reasonable price, EDDYCHEK[®] S provides you with all of the essential testing features such as multi-channel, high-speed testing, defect marking and complete documentation of test results. It covers a wide range of applications in production line testing of tube, bar and wire. Simple service and trouble-free upgrades are yours thanks to the modular concept which also keeps costs down because you buy only what you need. The equipment can be operated from a PC where parameters are set up and test results are comprehensively documented.



Features

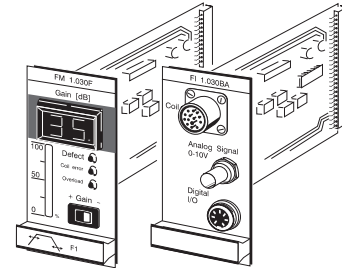
- **Economical** solution to virtually all testing problems because of modular construction
- **Modern digital design**
- **Up to four testing channels per unit**
- **Complete documentation** of test results
- **Remote control** of testing via special PC software
- **Industrial housing** shielded against dust and electromagnetic interference.
- **Output signals:** Undelayed or delayed output signal to trigger alarm or other on-line process
- **Effortless service and quick updates**

The modular concept



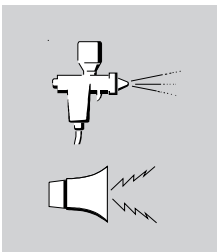
Front end unit

- Receives and processes signals from test coil or rotating system
- Adjustable signal amplification and filtering
- Simple bar-graph display of signals
- Defect signal (over 50 %) indicated by LED
- LED indicates defective coil and overload
- EDDYCHECK® S holds up to 4 front ends



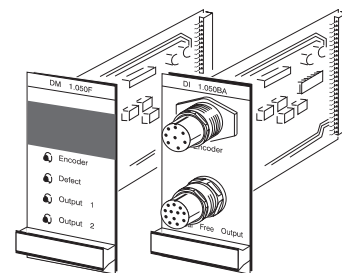
Front

Back



Delay unit (optional)

- For marking and sorting
- One undelayed and two delayed outputs
- One encoder input
- Monitoring of outputs, inputs and coil status by LEDs



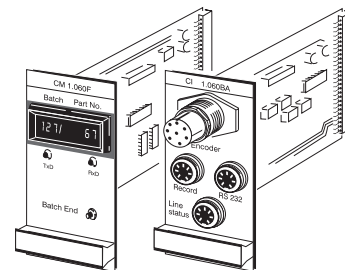
Front

Back



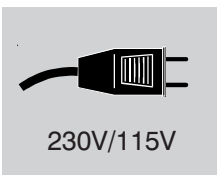
Communications unit (optional)

- Transmits data to PC which documents test results using PRÜFTECHNIK software
- Receives parameters set up on the PC
- Displays current batch and part number
- Monitors the computer interface



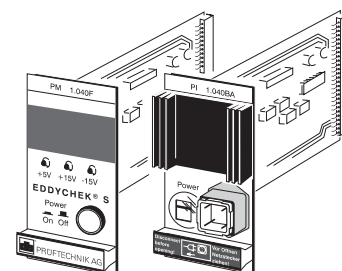
Front

Back



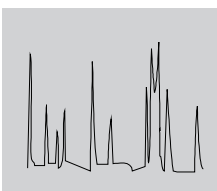
Power unit

- Control LEDs
- Conventional socket
- Adjustable 230V/115V
- Cable included



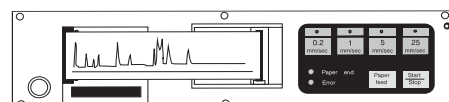
Front

Back

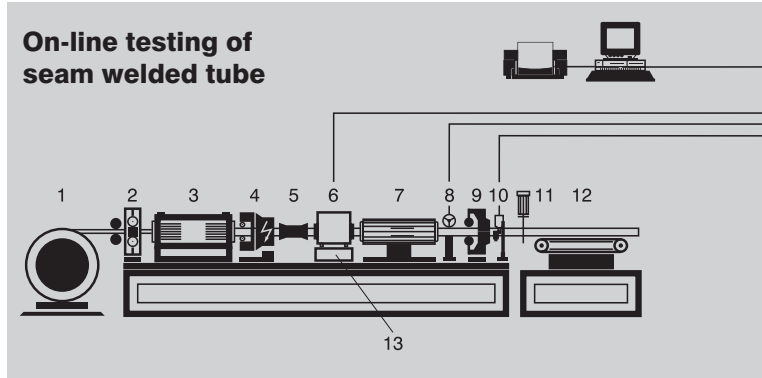


Recorder unit

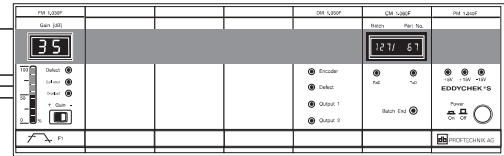
- Writes signals from one or two channels on a thermal paper strip
- Adjustable paper transport speed
- Error and paper out LEDs



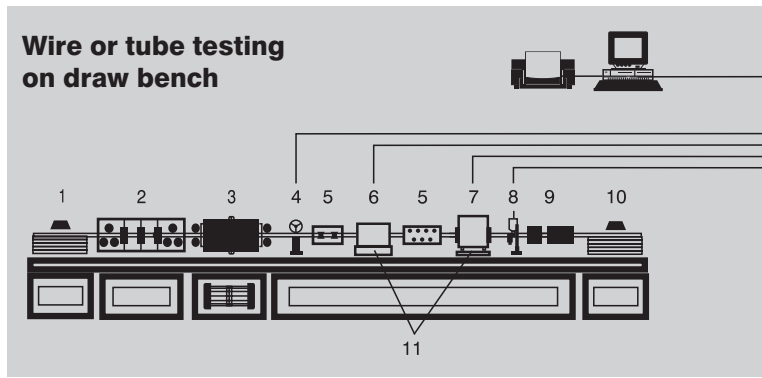
EDDYCHEK® S application examples



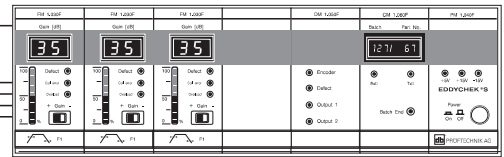
- 1. Strip coil
- 2. Edge trim
- 3. Forming section
- 4. Welder
- 5. Cooling section
- 6. Inspection head
- 7. Sizing
- 8. Encoder
- 9. Turk's head
- 10. Defect marking
- 11. Cutting device
- 12. Outfeed section with auto-sorting
- 13. Sliding table



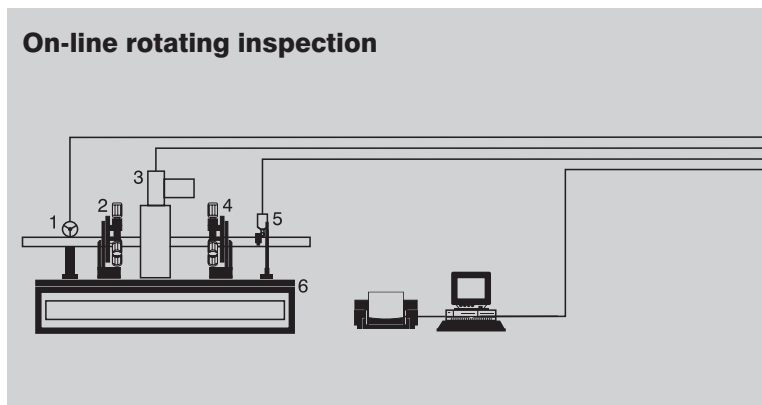
1-channel EDDYCHEK® S



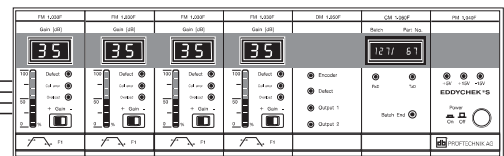
- 1. Payoff spool
- 2. Guide rollers
- 3. Die box
- 4. Encoder
- 5. Rotating system RS 15
- 6. Encircling inspection head
- 7. Defect marking
- 8. Demagnetizer (AC/DC)
- 9. Bull block
- 10. Sliding table



3-channel EDDYCHEK® S



- 1. Encoder
- 2. Triple centering unit
- 3. Rotating system
- 4. Triple centering unit
- 5. Marker
- 6. Testing table



4-channel EDDYCHEK® S

Technical data

Applications

Materials

- Tubing, pipe, bar, wire, strip
- Any metal section (ferrous or nonferrous)

Temperature range of inspected material

0 – 150°C (32 – 302°F), depending on coil type. Special coils available for hotter temperatures

Production speed

0.5 m/min – 1200 m/min (1.64 – 3937 ft/min) depending on type of production

Front end unit

Frequency

Separate modules for frequencies of 5, 10, 20, 50, 100 and 250 kHz

Filter

- 4th-order high and low pass (Filter 1)
- 2nd-order high and low pass (Filter 2)
- 20 steps each (256 steps when remotely controlled)

Amplification

- 0–55 dB in steps of 1 dB
- Shown on digital display

Outputs and inputs

- Analog defect signal (0–10V) for representing signal on a recorder or oscilloscope
- Potential-free OCO, e.g. for connection to PLC for further processing such as marking or sorting
- Potential-free input, e.g. for end signal suppression

Display

Two-color bar graph display

Indicator LEDs

- Overload
- Defective coil or connection
- Defect occurred

Power unit

- 115V/230V +/- 15 %, 50/60 Hz
- Mains suppression filter and isolating transformer
- Power consumption: 100 VA

Please ask for our *EDDYCHEK® S Product Catalogue* for information on accessories that may be used with EDDYCHEK® S.

Delay unit (optional)

Inputs

- 24V
- Encoder, potential free

Potential-free outputs

- 2 delayed outputs, for example, for marking and sorting
- 1 undelayed output, for example, for warning
- 1 undelayed output indicating that the equipment is ready for testing

Indicator LEDs

- Encoder pulses
- Input of defect signals
- Delayed defect signal output, for example for marking
- Delayed defect signal output, for example for sorting

Communications unit (optional)

PC module

Inputs

- Encoder
- Line forward
- Saw cut signal
- Batch end

Outputs

- Serial interface RS232 to PC; maximum distance to EDDYCHEK® S: 100 m
- Recorder

PC connection and evaluation software

Available on request

Printer

- 1 Centronics interface
- Centronics cable connecting printer to PC
- EPSON and HP Deskjet compatible printer
- Provides defect location report and statistics

Housing

- Environmental protection: IP 42
- Shielded housing and internal power supply filter to prevent interference
- Can be installed in existing 19" rack
- Dimensions: See product catalogue for various housings available

Operating conditions

Temperature range: 0 – 40°C (32 – 104°F)



EDDYCHEK® is a registered trademark of PRÜFTECHNIK AG. No copying of this information, in any form whatsoever, may be undertaken without express written permission of PRÜFTECHNIK. This release invalidates any previous editions of this document.
© Copyright 1997 by PRÜFTECHNIK AG. The information contained in this leaflet is subject to change without further notice due to the PRÜFTECHNIK policy of continuous product development.

PRÜFTECHNIK NDT GmbH
Fischerfleck 8
D-85737 Ismaning
www.pruftechnik.com
Telephone: (+49) 89/99616-0
Telefax: (+49) 89/967990
eMail: info@pruftechnik.com